

ShowMatch DeltaQ Array Loudspeaker

Waveguide Accessories: SM5WG55 and SM20WG12

BOSE

PROFESSIONAL


Installation Information

Thank you for selecting Bose Professional ShowMatch DeltaQ array loudspeakers. This document is intended to provide professional installers with basic installation and safety guidelines for using the optional waveguides with ShowMatch loudspeakers. Please read this document before attempting installation.


The horizontal coverage pattern of ShowMatch full-range loudspeakers can be changed by replacing the factory-installed waveguides with the optional accessory waveguides. The following accessories are available:

- SM5WG55 waveguide provides 55° horizontal coverage for the SM5 loudspeaker.
- SM20WG12 waveguide provides 120° horizontal coverage for the SM20 loudspeaker.

Note: Waveguides are NOT interchangeable across different vertical-coverage ShowMatch loudspeakers.



55° waveguide panels for SM5 loudspeaker



120° waveguide panels for SM20 loudspeaker

To install the optional waveguides, follow these instructions:

1. Verify the intended coverage pattern; number embossed on panel equals the horizontal coverage.
2. Remove the 6 screws that attach the grille to the loudspeaker module (3 on top of module and 3 on bottom).
3. Remove the grille. See Fig. 1.
4. Undo the 8 screws securing the waveguides into the module (4 on top of module and 4 on bottom). See Fig. 2.
5. Remove the waveguide panels from the module by pulling out the panels.
6. Place the new waveguide panels into the module. Confirm that the waveguide panel is fully seated in the module, with no gaps, and is not obstructing the diffraction slot. See Fig. 3.
7. Secure the new waveguide panels to the module by replacing the screws.
8. Re-attach the grille and replace the 6 screws.

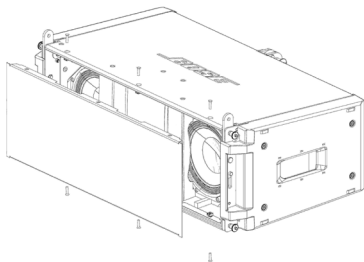


Fig. 1. Remove loudspeaker grille

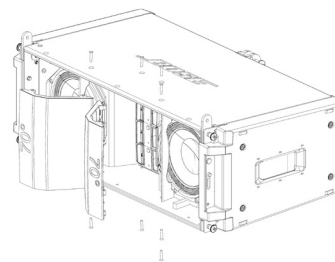


Fig. 2. Remove factory-installed waveguides

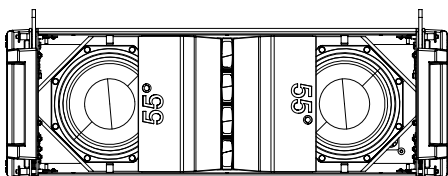


Fig. 3. Install accessory waveguides

ShowMatch DeltaQ Array Loudspeaker

Waveguide Accessories: SM5WG55 and SM20WG12

BOSE

PROFESSIONAL

Safety Information



CAUTION: This product is intended for installation by professional installers only!
PRECAUCIÓN: Solo un instalador profesional deberá montar este producto!
ATTENTION: L'installation de ce produit est réservée à un technicien professionnel!
ACHTUNG: Dieses Produkt darf nur von fachkundigen Monteuren installiert werden!



CAUTION: Make no modification to system or accessories. Unauthorized alterations may compromise safety, regulatory compliance, and system performance.
PRECAUCIÓN: No realice alteraciones no autorizadas a este producto; esto podría comprometer la seguridad, el cumplimiento de las normas y el rendimiento del sistema.
ATTENTION: Ne pas faire des modifications non autorisées à ce produit; ce qui pourrait compromettre la sécurité, la conformité réglementaire et la performance du système.
ACHTUNG: Keine nicht autorisierten Veränderungen am Produkt vornehmen. Diese können die Sicherheit, die Einhaltung von Richtlinien und die Systemleistung beeinträchtigen.



CAUTION: This accessory is intended for use with Bose Professional ShowMatch DeltaQ Array loudspeakers only.
PRECAUCIÓN: Este accesorio está diseñado para usarse únicamente con altavoces Bose Professional ShowMatch DeltaQ Array.
ATTENTION: Cet accessoire est destiné pour l'usage avec les haut-parleurs Bose Professional ShowMatch Delta Q exclusivement.
ACHTUNG: Dieses Zubehör ist ausschließlich zur Verwendung mit Bose Professional ShowMatch DeltaQ Array Lautsprechern vorgesehen.

Additional Information

For additional information on ShowMatch DeltaQ Array loudspeaker modules and accessories, refer to the installation guide available at [BoseProfessional.com](https://www.boseprofessional.com).

Bose is a trademark of Bose Corporation.

ShowMatch and DeltaQ are trademarks of Transom Post OpCo LLC.

Bose Corporation, Framingham, MA 01701, U.S.A. 1-877-230-5639

©2023 Transom Post OpCo LLC. No part of this work may be reproduced, modified, distributed or otherwise used without prior written permission.

Importer Information

China Importer: Bose Electronics (Shanghai) Company Limited, Level 6, Tower D, No. 2337 Gudai Rd. Minhang District, Shanghai 201100

UK Importer: Bose Limited Bose House, Quayside Chatham Maritime, Chatham, Kent, ME4 4QZ, United Kingdom

EU Importer: Bose Products B.V., Gorslaan 60, 1441 RG Purmerend, The Netherlands

Mexico Importer: Bose de México, S. de R.L. de C.V. , Paseo de las Palmas 405-204, Lomas de Chapultepec, 11000 México, D.F.

For importer & service information: +5255 (5202) 3545

Taiwan Importer: Bose Taiwan Branch, 9F-A1, No. 10, Section 3, Minsheng East Road, Taipei City 104, Taiwan. Phone Number: +886-2-2514 7676

Limited Warranty

Your product is covered by a limited warranty, Visit [BoseProfessional.com/Warranty](https://www.boseprofessional.com/Warranty) for warranty details.



773791-0030

©2023 Transom Post OpCo LLC. All rights reserved.
Framingham, MA 01701 USA
[BoseProfessional.com](https://www.boseprofessional.com)
AM772975 Rev. 02
August 2023