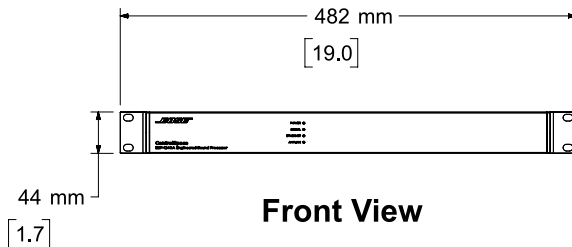
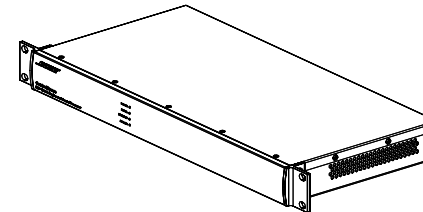
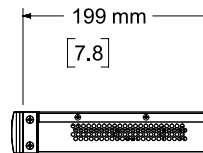


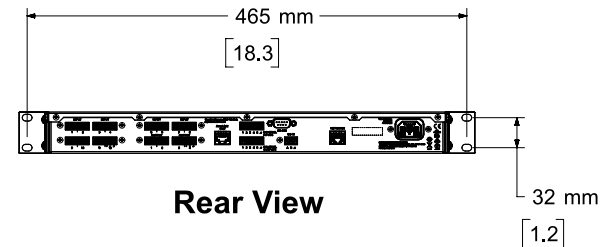
Top View




Front View



Right View
DIMENSIONS APPLY TO BOTH SIDES



Rear View



Bottom View

NOTES:
1. DIMENSIONS ARE IN MILLIMETERS OVER INCHES

	THIRD ANGLE PROJECTION		DESCRIPTION	
			CONTROLSPACE ESP-1240A PROCESSOR	
	CAGE CODE	DOCUMENT NUMBER	VERSION	
		RF812642-MKTCADS	00.6	
UNLESS OTHERWISE SPECIFIED INTERPRET THIS DRAWING PER ASME Y14.5M-1997		NOTICE		
DO NOT SCALE DRAWING		2023 BOSE PROFESSIONAL THIS DRAWING MAY NOT BE COPIED, REPRODUCED, OR USED AS THE BASIS FOR MANUFACTURE OR SALE OF APPARATUS WITHOUT THE PRIOR WRITTEN AUTHORIZATION OF BOSE PROFESSIONAL.		