

ControlSpace® Remote software v2.0

Release Notes

7 January 2016

Revision: 1.0

General

This release of ControlSpace Remote software adds the following new features:

- [Redesigned Interface with Skins](#)
- [Landscape Support](#)
- [Image Support](#)
- [Custom Layouts](#)
- [Custom Regions & Navigation](#)
- [Windows & Mac OSX Applications](#)
- [Admin Tool](#)
- [Built-In Icons](#)



Redesigned Interface with Skins

We have redesigned the entire user interface with the end-user in mind. The new UI allows designers to fit more controls on the screen. Additionally, light and dark skins are now available.

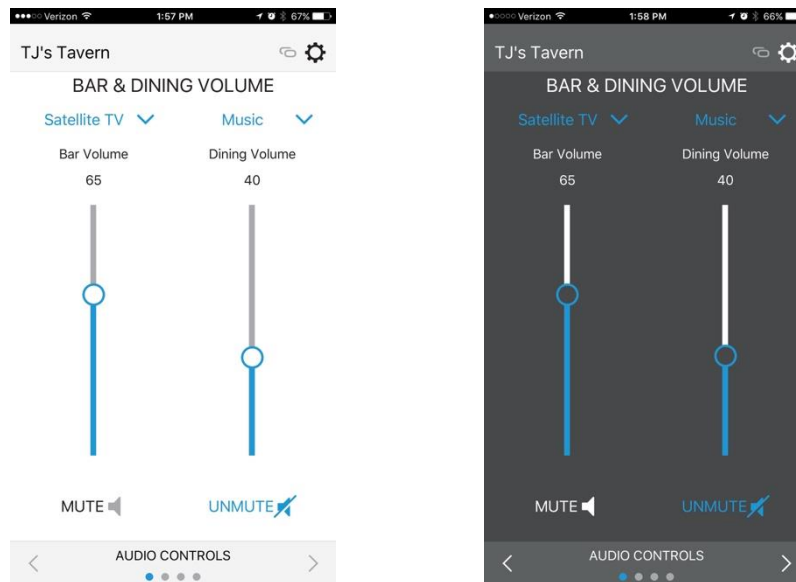


Figure 1 - Redesigned User Interface

Landscape Support

CSR v2.0 now allows the control panel designer to define the device to use a portrait or landscape screen orientation.

Note: CSR v2.0 support only a single orientation at a time.

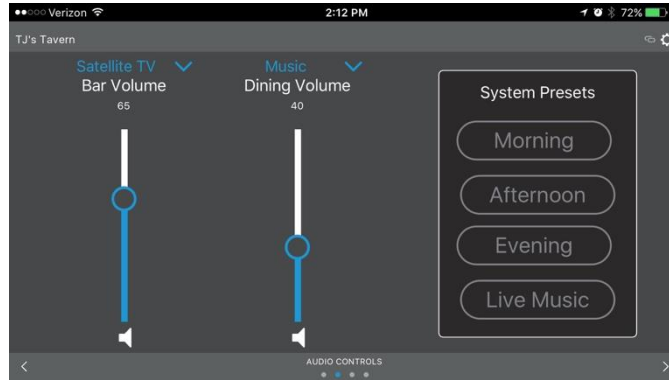


Figure 2 - Landscape Support

Custom Layouts

Using the tools and options available in ControlSpace® Remote builder, you can now create your own customized control panel layouts.

Note: Templates are still available for quick / simple designs.




Figure 3 - Custom Layouts

Image Support

Users can now add images to their designs bringing a completely new level of customization.

Note: Currently ControlSpace Remote only allows adding .png (Portable Network Graphics) images.

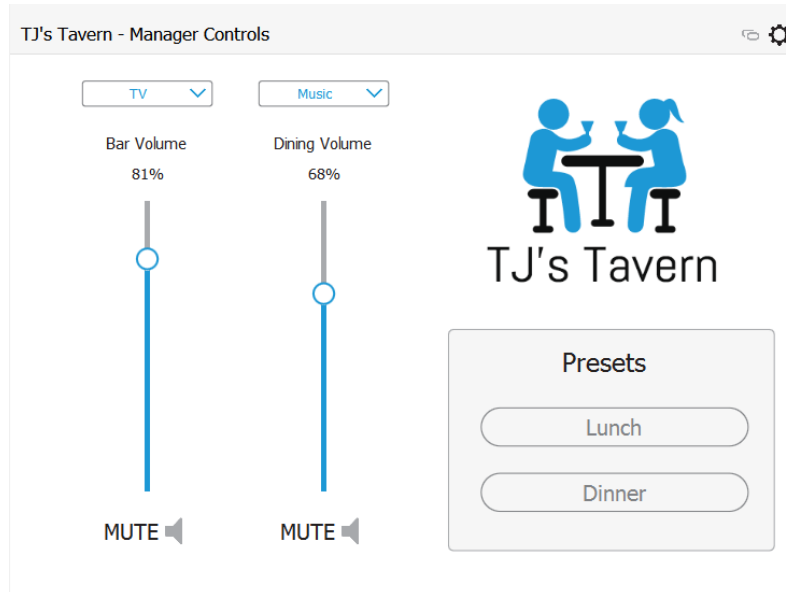


Figure 4 - Image Support

Custom Regions & Navigation

Regions can be defined that overlay images and other UI elements. The control panel designer can create a customized navigation by defining which panel to display when selecting a region.

Windows & Mac OSX Applications

For users that would rather use their laptop or PC instead of a mobile device there are now client applications for Microsoft Windows and Apple Mac OSX available on pro.Bose.com.

Admin Tool

A new admin tool is now available for Windows and Mac OSX. This tool allows users to upload previously created designs to devices but does not provide the ability to modify the design. This is useful where you want to allow a manager to give new employees access to controlling their sound system but want to make sure they do not accidentally alter the design.

Built-in Source & Zone Icons

A number of icons of common zones and sources are available. This provides panel designer with the ability to create professional looking user interfaces. These icons are available in blue, green, pink, red and yellow.



Figure 5 - Source Icons



Figure 6 - Zone Icons

Known Issues

- Installing CSR custom, admin, or client on a PC running Win8.1 Pro and Avast (anti-virus) software results in an alert stating that the file Qt5Widgets.dll is missing from the computer and required in order to start the program. However, this is a false alert and does not prevent the application from launching.
- When pushing a control panel from builder to Apple device, sometimes the app will lose focus. This can also occur with iOS devices running CSR v2.0. Seems to be device issue and out of our control.
- CSR Client app on Android can become unresponsive after device wakes up from sleep state. If this happens, simply force close the application and relaunch it. It will begin behaving as expected.
- Users cannot easily resize custom controls at the bottom of pile of controls. We recommend bringing images to top of layered images (Layout -> Bring To Front), resize, and then return to bottom of layer (Layer -> Send To Back) using Layout tools.
- Images have their aspect ratio locked. Resizing an image only works through the vertical drag point. Changing the horizontal dimension has no effect on the image size.