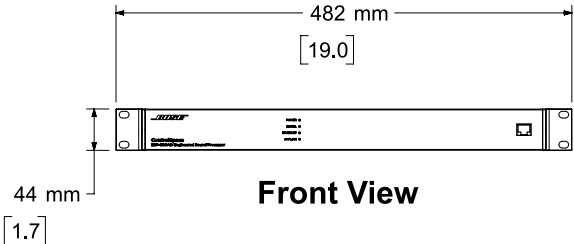
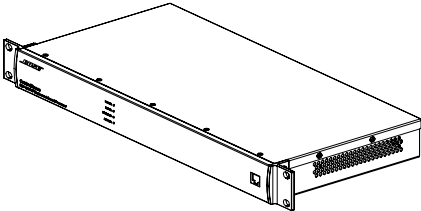
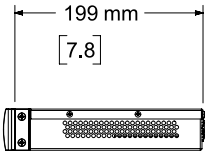


Top View

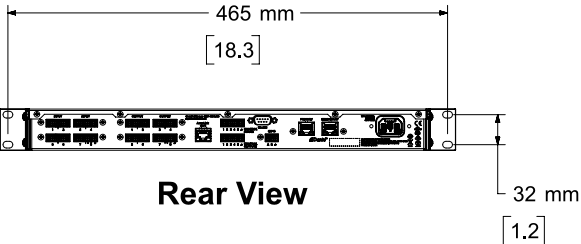


Front View




Right View

DIMENSIONS APPLY TO BOTH SIDES



Rear View



Bottom View

NOTES:
1. DIMENSIONS ARE IN MILLIMETERS OVER INCHES

THIRD ANGLE PROJECTION

UNLESS OTHERWISE SPECIFIED INTERPRET THIS DRAWING PER ASME Y14.5M-1997

DESCRIPTION		
CAGE CODE	DOCUMENT NUMBER	VERSION
	RF812641-MKTCADS	00.6
DO NOT SCALE DRAWING		NOTICE
2023 BOSE PROFESSIONAL THIS DRAWING MAY NOT BE COPIED, REPRODUCED, OR USED AS THE BASIS FOR MANUFACTURE OR SALE OF APPARATUS WITHOUT THE PRIOR WRITTEN AUTHORIZATION OF BOSE PROFESSIONAL.		