

Panaray MA12EX

modular columnar array loudspeaker

Product Overview

The Panaray MA12EX is a full-range modular line array loudspeaker designed to provide outstanding vocal intelligibility in acoustically demanding spaces. The slim column enclosure blends with almost any décor. The "EX" version adds an Articulated Array design to provide wider 160° horizontal coverage and weather-resistant components to allow outdoor applications.

Key Features

Twelve 2 ¼-in (57 mm) full-range drivers mounted in a vertical line array deliver wide horizontal coverage with narrow vertical pattern control

Modular design allows stacking of multiple enclosures in a line array configuration to provide increased vertical pattern control which improves "throw" distance and reduces unwanted floor/ceiling reflections

Articulated Array design provides wide 160° horizontal coverage with 20° nominal vertical coverage for a single module. Actual vertical coverage varies with number of modules in line array configuration.

Frequency range down to 58 Hz allows full-range speech and light music reinforcement without separate low-frequency loudspeakers. For extended bass and higher output levels, use with Bose Professional MB4, MB12, or MB24 modular bass loudspeakers.

Optional brackets allow easy installation of single-, double- or triple-stack line array modules



Panaray MA12EX

modular columnar array loudspeaker

Technical Specifications

SYSTEM PERFORMANCE	
Frequency Response (± 3 dB) ¹	75 Hz – 13 kHz
Frequency Range (-10 dB) ¹	58 Hz – 16 kHz
Nominal Dispersion ²	160° H × 20° V
Recommended High-Pass Filter	65 Hz
Loudspeaker EQ	Required
Overload Protection	PTC / Lamp
Long-Term Power Handling ^{3,4}	150 W (600 W peak)
Sensitivity (SPL / 1 W @ 1 m) ⁵	87 dB-SPL
Maximum SPL @ 1 m ⁶	112 dB-SPL (118 dB-SPL peak)
Nominal Impedance	8 Ω
Transformer Taps (70/100 V)	CVT-MA12EX transformer available
TRANSDUCERS	
Driver Complement	Twelve (12) 2 ¼-in (57 mm) high-excursion, weather-resistant drivers
PHYSICAL	
Enclosure	Extruded-aluminum sidewalls with zinc-plated steel top and bottom endcaps, all powder-coated
Grille	Powder-coated aluminum grille
Environmental	Outdoor per IEC 529 IPX5
Connectors	Two (2) parallel-wired NL4 Neutrik® Speakon® connectors Two (2) two-conductor barrier strips
Suspension/Mounting	Six (6) × M6 threaded inserts (back)
Dimensions (H × W × D)	985 mm × 104 mm × 139 mm (38.8 in × 4.1 in × 5.5 in)
Net Weight	9.4 kg (21.0 lb)
Shipping Weight	10.4 kg (23.0 lb)
PRODUCT CODES	
Black	317302-0100
White	317302-0200

Footnotes

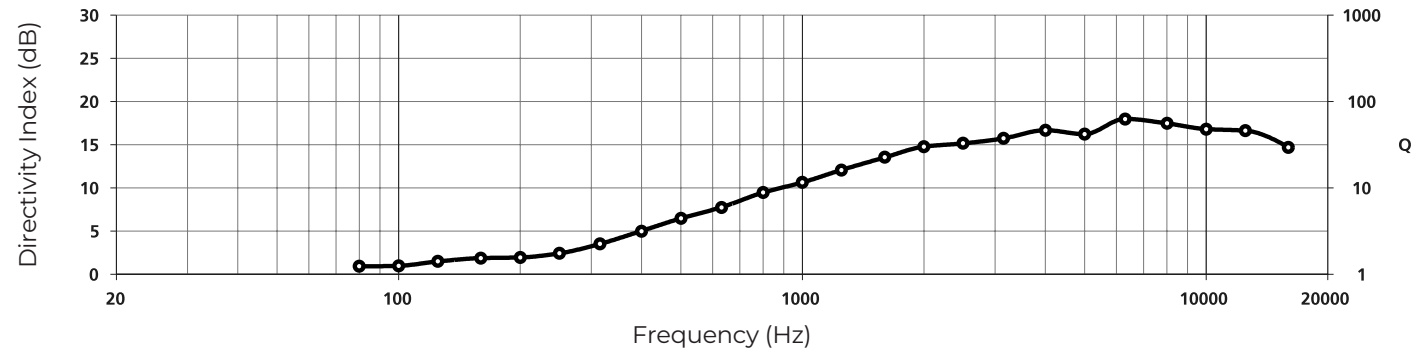
1. Frequency response and range measured on-axis with recommended active EQ in an anechoic environment.
2. Vertical coverage varies by number of modules vertically arrayed and distance from line-source boundary. Use Bose Professional Modeler software for the best prediction.
3. Power handling tested using pink noise filtered to meet IEC 268-5, 6 dB crest factor, 100 hours, with recommended EQ.
4. Power handling: 150 W for full-range music and speech applications. Speech-only applications (155 Hz to 12 kHz), power handling (continuous) at 300 W / 1200 W.
5. Sensitivity measured in free field (no boundary-loading gain) with recommended active EQ, referenced to 1 W/1 m.
6. Maximum SPL calculated from sensitivity and power handling specifications exclusive of power compression.

For additional specifications and application information, please visit BoseProfessional.com. Specifications subject to change without notice. 07/2024

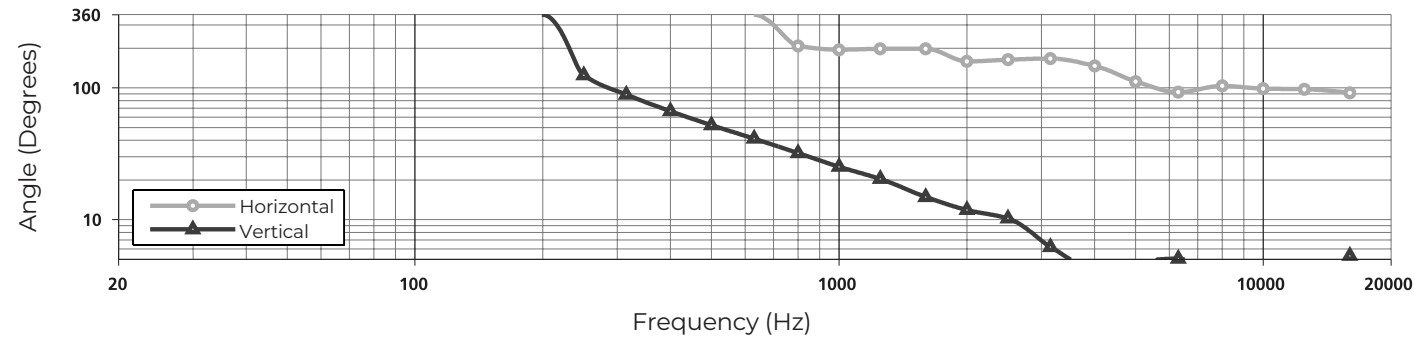
Panaray MA12EX

modular columnar array loudspeaker

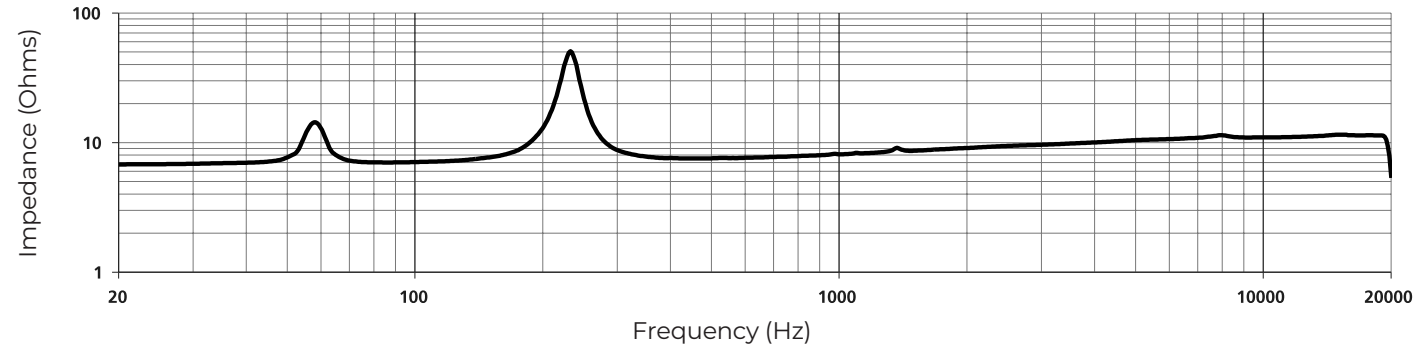
Directivity Index & Q



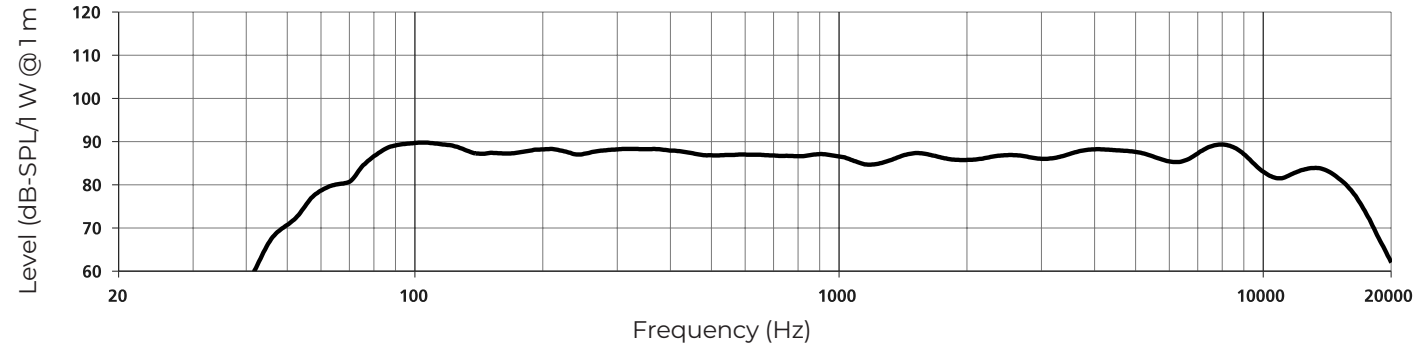
Beamwidth



Impedance



On-axis Response

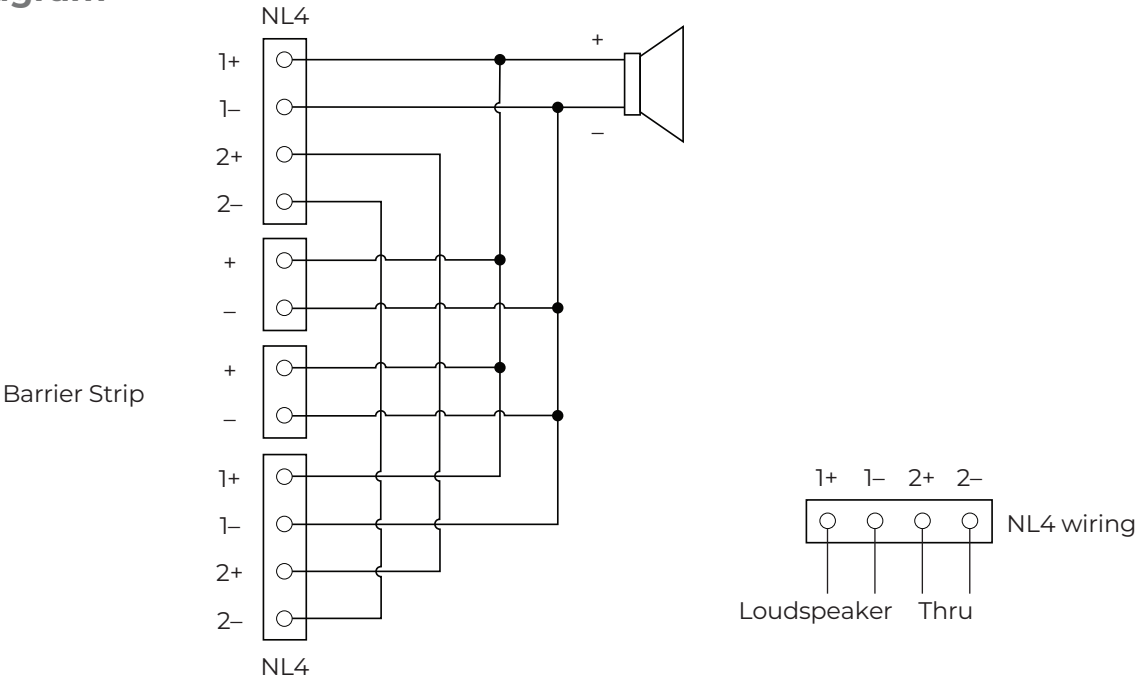


For additional specifications and application information, please visit BoseProfessional.com. Specifications subject to change without notice. 07/2024

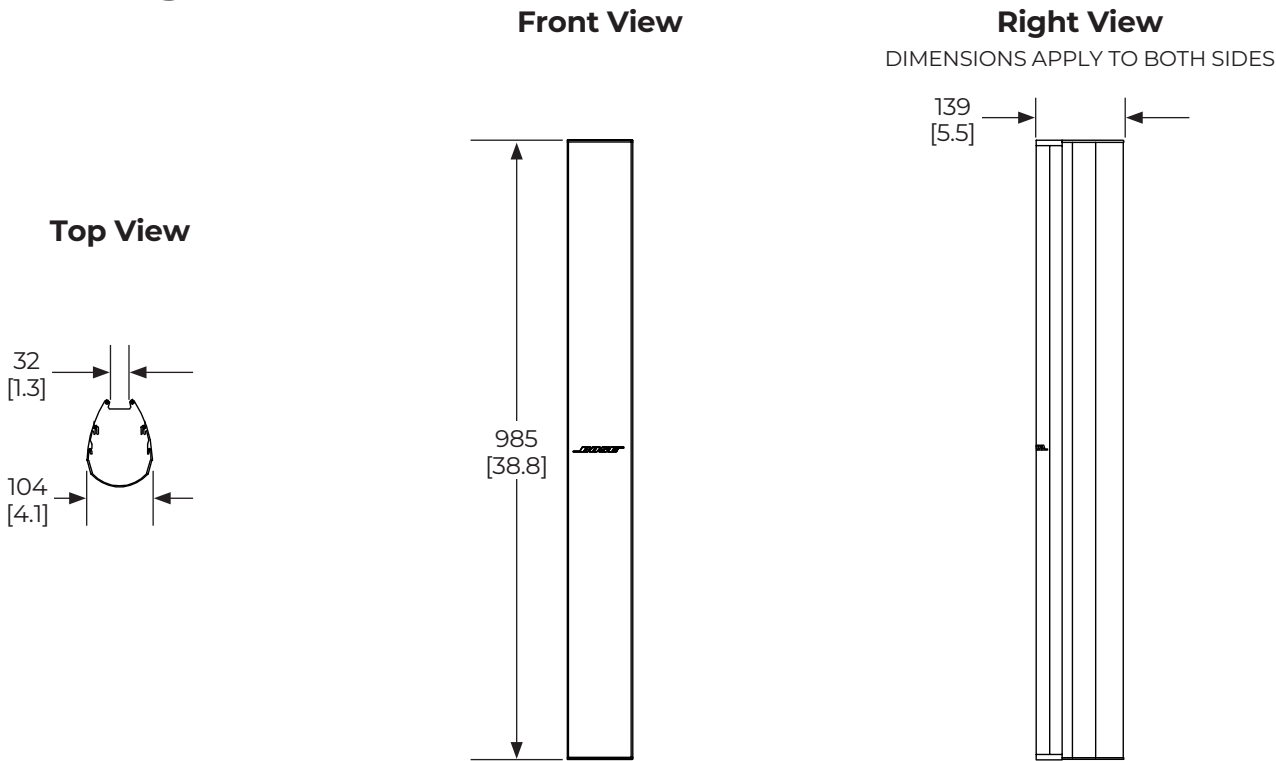
Panaray MA12EX

modular columnar array loudspeaker

Wiring Diagram



Mechanical Diagrams¹

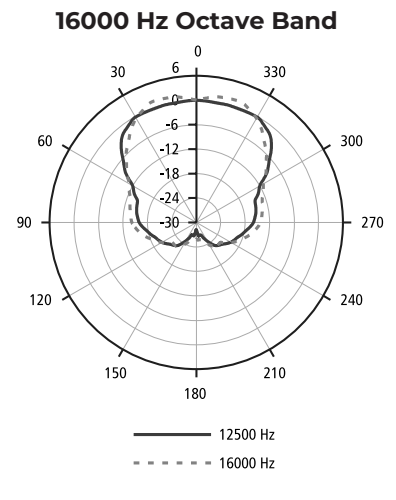
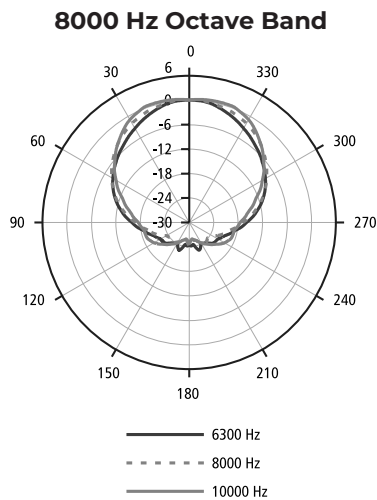
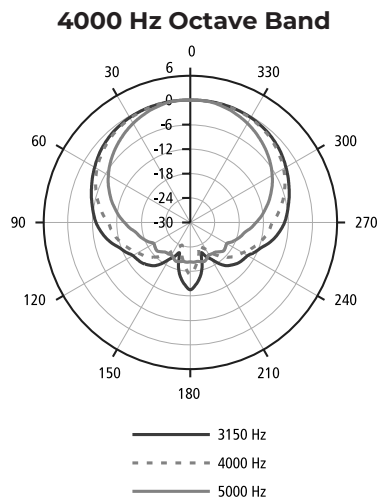
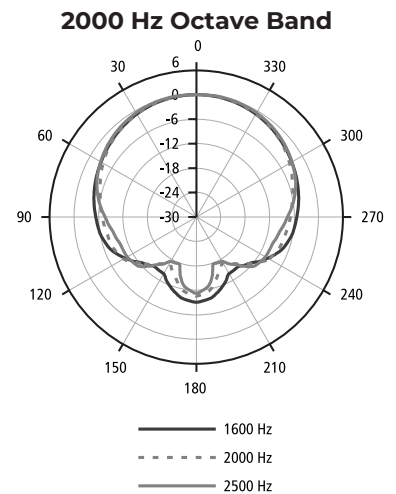
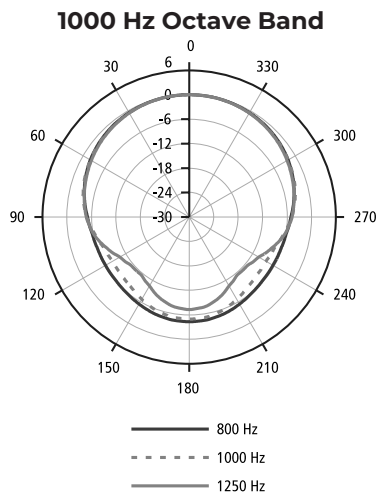
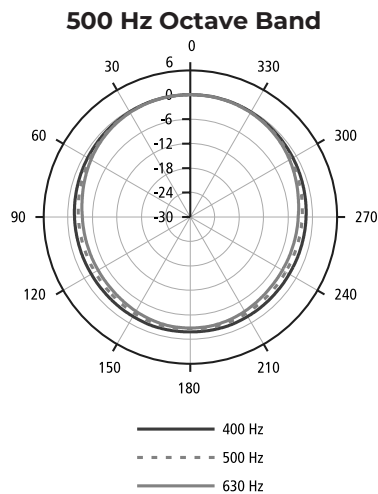
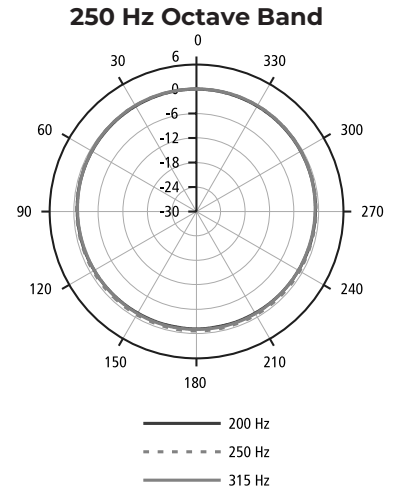
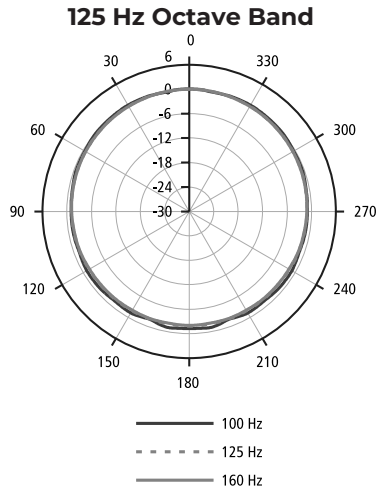
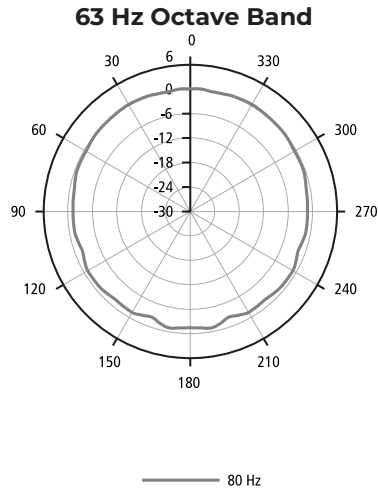


1. DIMENSIONS ARE SHOWN IN MILLIMETERS OVER INCHES.

Panaray MA12EX

modular columnar array loudspeaker

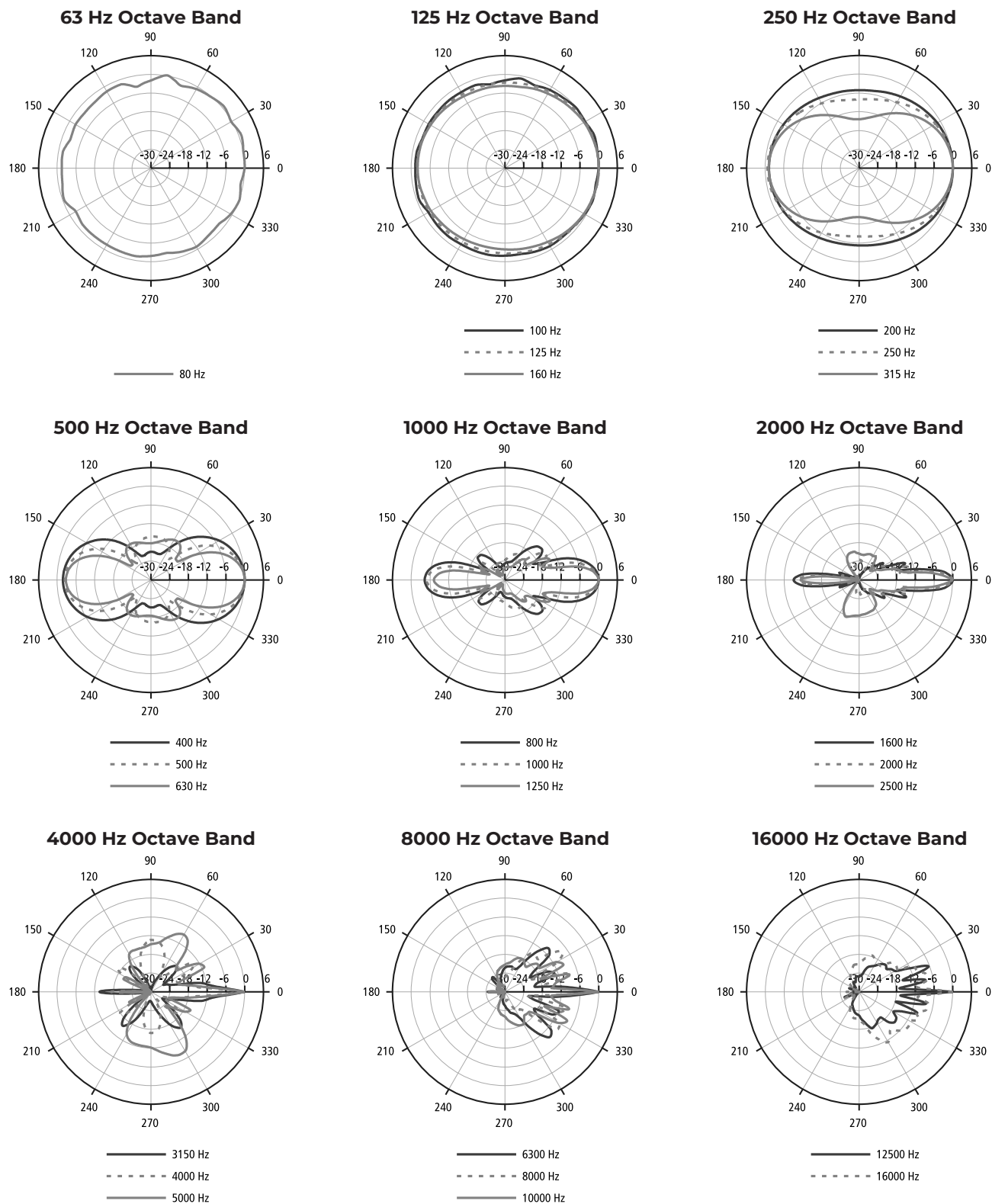
Horizontal Plots



Panaray MA12EX

modular columnar array loudspeaker

Vertical Plots



For additional specifications and application information, please visit BoseProfessional.com. Specifications subject to change without notice. 07/2024

Panaray MA12EX

modular columnar array loudspeaker

Architects' & Engineers' Specifications

The loudspeaker shall be a multiple-driver, full-range system with matched active equalization as follows.

The transducer complement shall consist of twelve (12) 2¾-in (57 mm) high-excursion, weather-resistant drivers mounted in an Articulated Array loudspeaker design. Each driver shall have a rated impedance of 5 ohms and wired in series/parallel, resulting in a composite nominal impedance of 8 ohms.

The nominal horizontal beamwidth of the loudspeaker shall be 160 degrees, and the vertical coverage is a band of constant height. The power handling capacity of the loudspeaker shall be 150 watts continuous pink noise, band-limited from 75 Hz to 13 kHz (± 3 dB).

The loudspeaker shall be provided with a ducted vent system, tuned at 75 Hz. The input connector of the loudspeaker module shall consist of two parallel-wired NL4 Neutrik® Speakon® connectors and two (2) two-conductor barrier strips.

The enclosure of the MA12EX loudspeaker module shall be extruded-aluminum sidewalls with zinc-plated steel top and bottom endcaps, all powder-coated. Its outer dimensions shall be 985 mm × 104 mm × 139 mm (38.8 in × 4.1 in × 5.5 in). Its weight shall be 9.4 kg (21.0 lb).

The loudspeaker shall be the Panaray MA12EX modular line array loudspeaker.